

THE STAGE. E C 2

SHOREDITCH

DISCOVER
39,000 SQ FT
OF RETAIL, F&B
AND LEISURE SPACE

THE STAGE.

THE STAGE IS AN EXCITING NEW RETAIL AND LEISURE DESTINATION IN SHOREDITCH

This is an opportunity to embed your brand within Shoreditch's newest hub, with 11 units set around a stylish courtyard, bordered by Curtain Road and Great Eastern Street. A curated mix of brands, restaurants and rooftop bars will sit amongst landscaped gardens, modern buildings and a restored Victorian viaduct. The Stage is also located adjacent to Shoreditch House and Spitalfields.

Sushi Revolution, a contemporary Japanese restaurant and **Imprint**, a fashion concept and studio, have just opened and soon to join them will be one-off cocktail pub concept **Nora Geary** featuring two rooftop terraces and middle eastern steak restaurant **Black Cow**. In the heart of the plaza, **Bompas & Parr** will soon unveil an exciting experiential Museum of Shakespeare.

NOW IS YOUR CHANCE TO JOIN THEM.

EXPLORE 39,000 *SQ FT* OF MIXED-USE RETAIL SPACE



WELCOME

LOCATION

CONNECTIVITY

RETAIL

CONTACT



BROADGATE CIRCLE




HIJINGO BINGO

THRIVING AS A CREATIVE AND CULTURAL EPICENTRE, SHOREDITCH IS A PREMIER DESTINATION FOR YOUR BUSINESS



SPITALFIELDS



GREAT EASTERN ART WALL



TEA BUILDING



THE LIGHT BAR

THE STAGE.

A UNIQUE DESTINATION IN THE HEART OF SHOREDITCH

Shoreditch is the capital's most vibrant place to be, where creativity and technology meet on the edge of the City of London.

The Stage is situated within walking distance of several well-connected London stations including Old Street and Liverpool Street. With the buzzy Shoreditch area right at its doorstep, this prime location attracts high foot traffic from city workers, residents and visitors. Amazon has its headquarters located adjacent to The Stage, and 412 premium apartments can also be found here.

Affluent area dominated by 'City Prosperity' households (85% of households vs. the inner London average of 48%)

Household total spend is 14% higher than London average



83% of people are aged under 44, compared to inner London average of 69%



Household spend on Food & Beverage is 15% higher than the London average

Cushman & Wakefield, July 2024

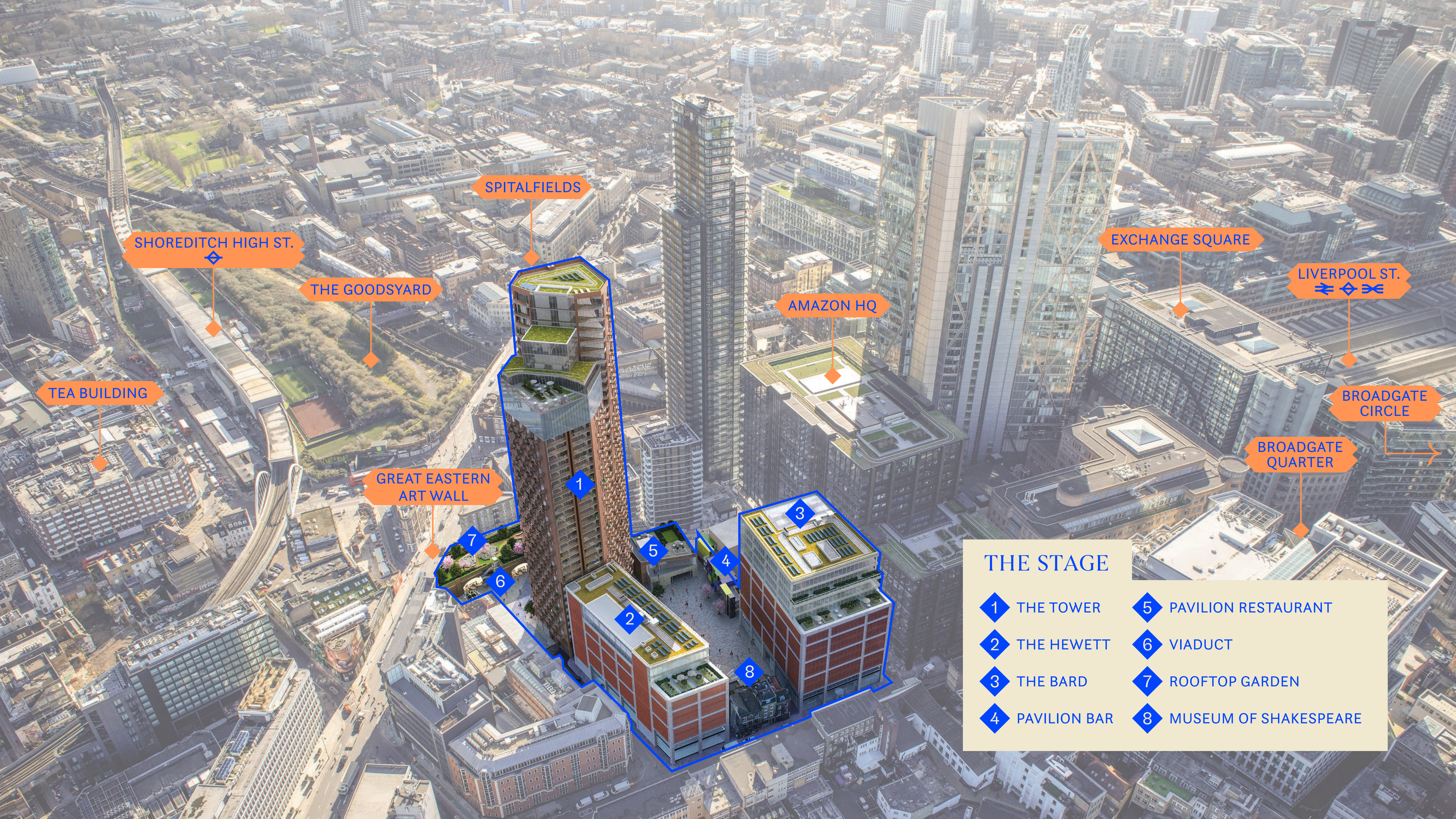


CONNECTIVITY

 LIVERPOOL STREET 7 mins walk	Bank	1 min
	Holborn	6 min
	King's Cross	8 mins
	Oxford Circus	9 mins
	Victoria	12 mins
 SHOREDITCH HIGH STREET 7 mins walk	Paddington	16 mins
	Westminster	18 mins
	City Airport	23 mins

 SHOREDITCH HIGH STREET 7 mins walk	Luton Airport	45 mins
	Stansted Airport	47 mins
	Southend Airport	53 mins
	Gatwick Airport	64 mins
	Cambridge	70 mins
 LIVERPOOL STREET CROSSRAIL 5 mins walk	Heathrow	110 mins

 LIVERPOOL STREET CROSSRAIL 5 mins walk	Whitechapel	2mins
	Farringdon	2mins
	Tottenham Court Road	4 mins
	Canary Wharf	6mins
	Bond Street	7 mins
	Custom House	10 mins
	Heathrow	35 mins



SHOREDITCH HIGH ST.

THE GOODSYARD

SPITALFIELDS

EXCHANGE SQUARE

LIVERPOOL ST.

AMAZON HQ

TEA BUILDING

GREAT EASTERN
ART WALL

BROADGATE
CIRCLE

BROADGATE
QUARTER

THE STAGE

- | | |
|----------------|-------------------------|
| 1 THE TOWER | 5 PAVILION RESTAURANT |
| 2 THE HEWETT | 6 VIADUCT |
| 3 THE BARD | 7 ROOFTOP GARDEN |
| 4 PAVILION BAR | 8 MUSEUM OF SHAKESPEARE |

THE STAGE.

RETAIL UNITS

B1	THE TOWER	2 UNITS	01	GF	1,604	To Let
			02	GF	3,989	To Let
B2	THE HEWETT	4 UNITS	01	GF	2,014	Black Cow
			02	GF	932	
			03	GF	1,601	To Let
			04	GF	1,601	To Let
B3	THE BARD	3 UNITS	01	GF	1,345	To Let
			02	GF	1,207	Sushi Revolution
			03	B	3,739	To Let
B4	PAVILION BAR	1 UNIT	01	GF	2,257	Nora Geary
			RT	451		
B5	PAVILION RESTAURANT	1 UNIT	01	GF	3,563	To Let
			L1	3,552		
			L2	517		
			RT	2,475		
B6	VIADUCT	5 UNITS	01	GF	3,329	Imprint
			02	GF	1,452	To Let
			03	GF	1,591	To Let
			04	GF	1,525	To Let
			05	RT	1,228	To Let
B7	MUSEUM OF SHAKESPEARE	1 UNIT	01	GF	0	Bompas & Parr
			B1	15,166		
			B2	0		

GF – Ground Floor | B – Basement | L – Level | RT – Roof Terrace



WELCOME

LOCATION

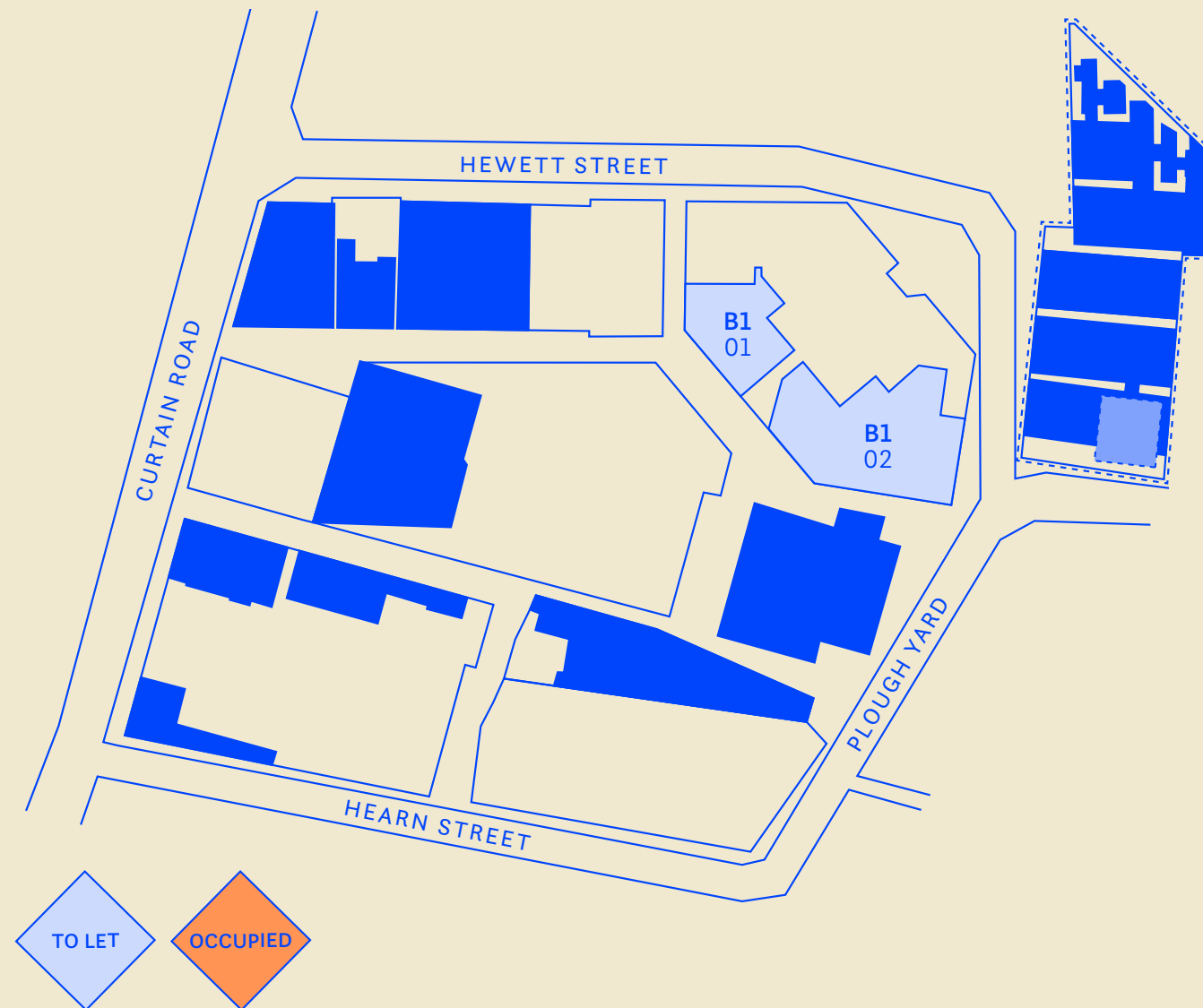
CONNECTIVITY

RETAIL

CONTACT

THE STAGE.

B1 THE TOWER



UNIT	LEVEL	SQ FT	OCCUPIER
B1 01	GF	1,604	To Let
B1 02	GF	3,989	To Let



THE STAGE.

B2

THE HEWETT



UNIT	LEVEL	SQ FT	OCCUPIER
B2 01	GF	2,014	Black Cow
B2 02	GF	932	
B2 03	GF	1,601	To Let
B2 04	GF	1,601	To Let



THE STAGE.

B3

THE BARD



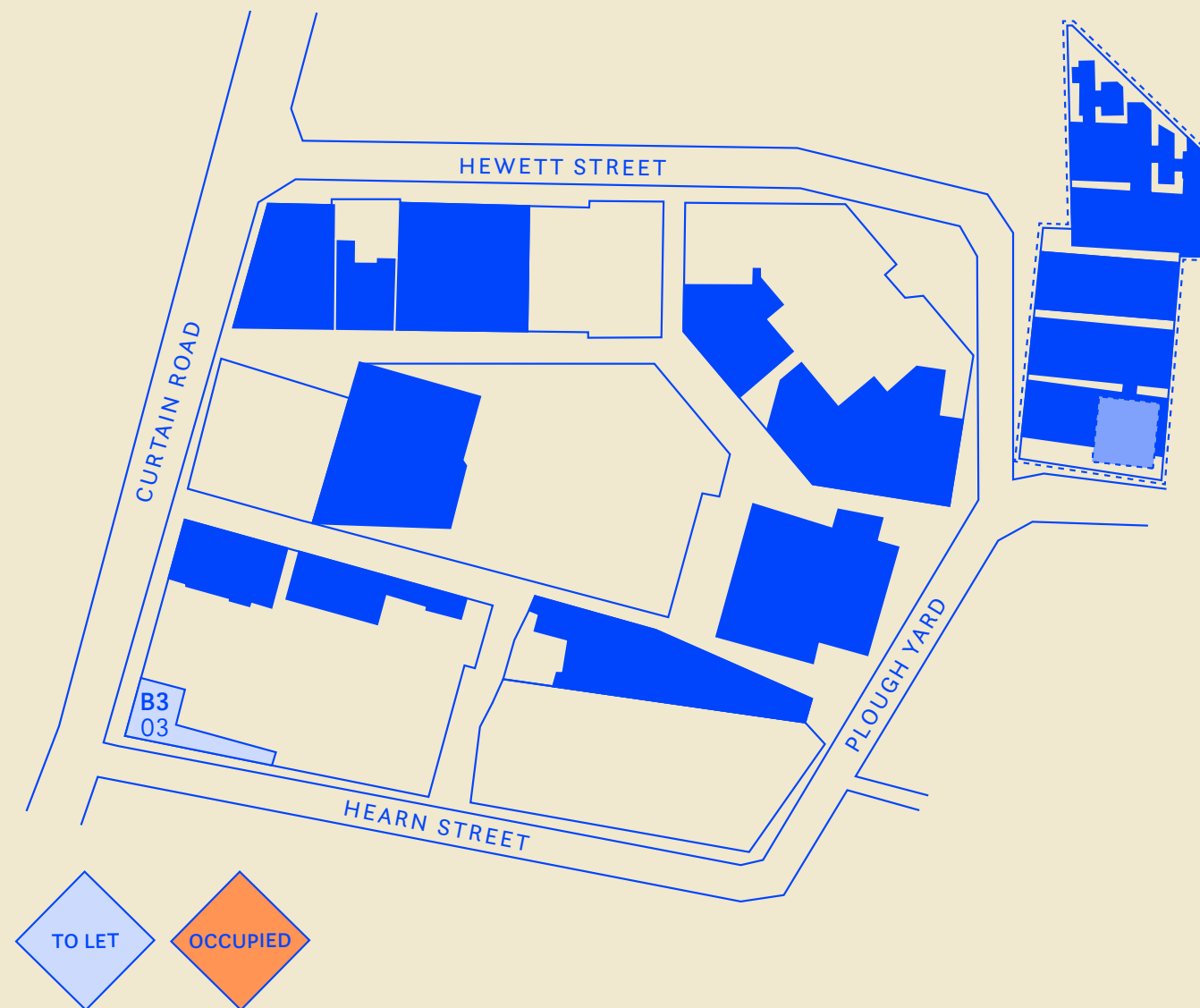
UNIT	LEVEL	SQ FT	OCCUPIER
B3 01	GF	1,345	To Let
B3 02	GF	1,207	Sushi Revolution



THE STAGE.

B3

THE BARD



UNIT	LEVEL	SQ FT	OCCUPIER
B3 03	GF	881	To Let
	B	3,739	



THE STAGE.

B4 & B5 PAVILION



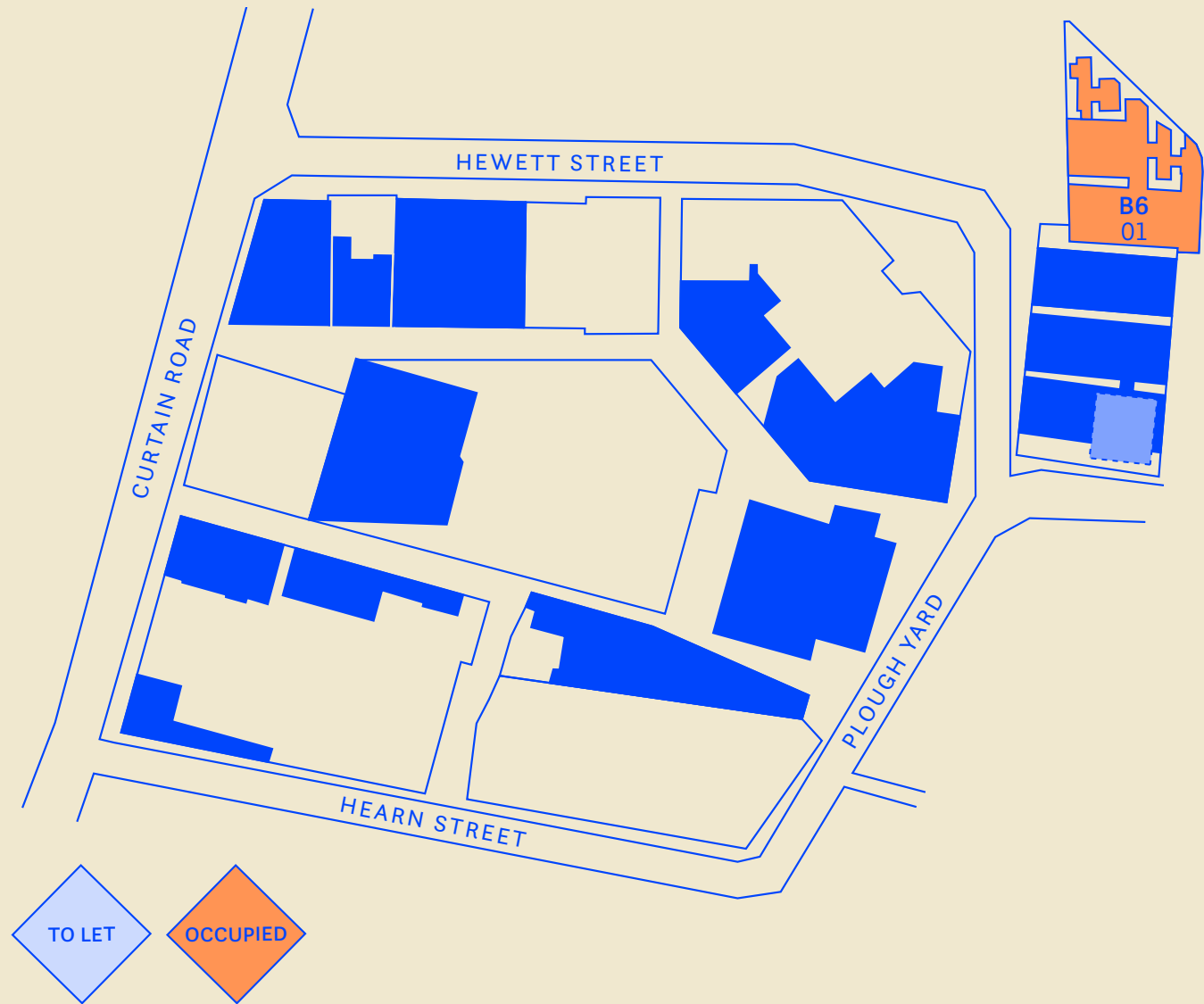
UNIT	LEVEL	SQ FT	OCCUPIER
B4 01	GF	2,257	Nora Geary
	L1	416	
	RT	451	
B5 01	GF	3,563	To Let
	L1	3,552	
	L2	517	
	RT	2,475	



THE STAGE.

B6

VIADUCT



UNIT	LEVEL	SQ FT	OCCUPIER
B6 01	GF	3,329	Imprint



[WELCOME](#)

[LOCATION](#)

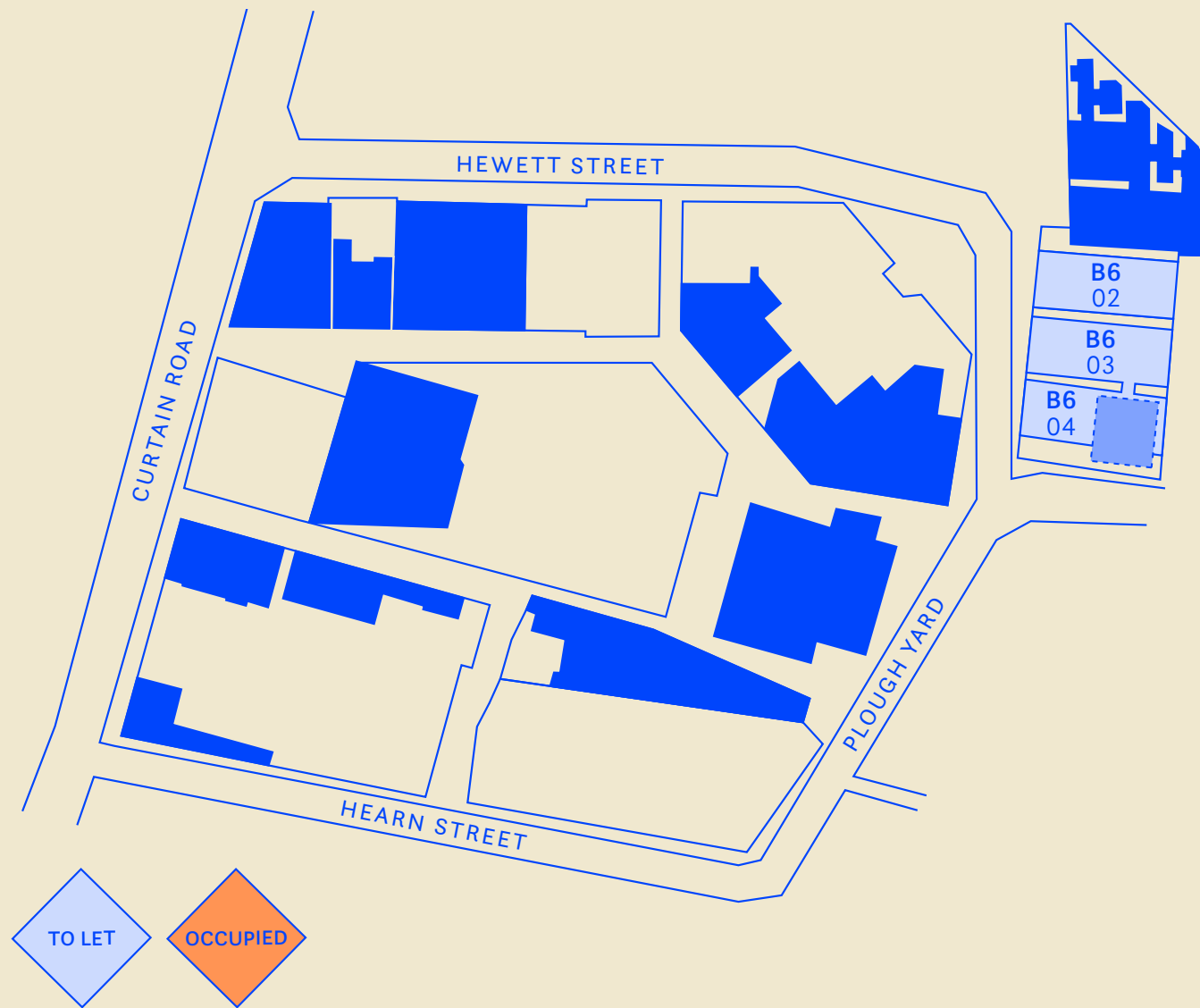
[CONNECTIVITY](#)

[RETAIL](#)

[CONTACT](#)

THE STAGE.

B6 VIADUCT

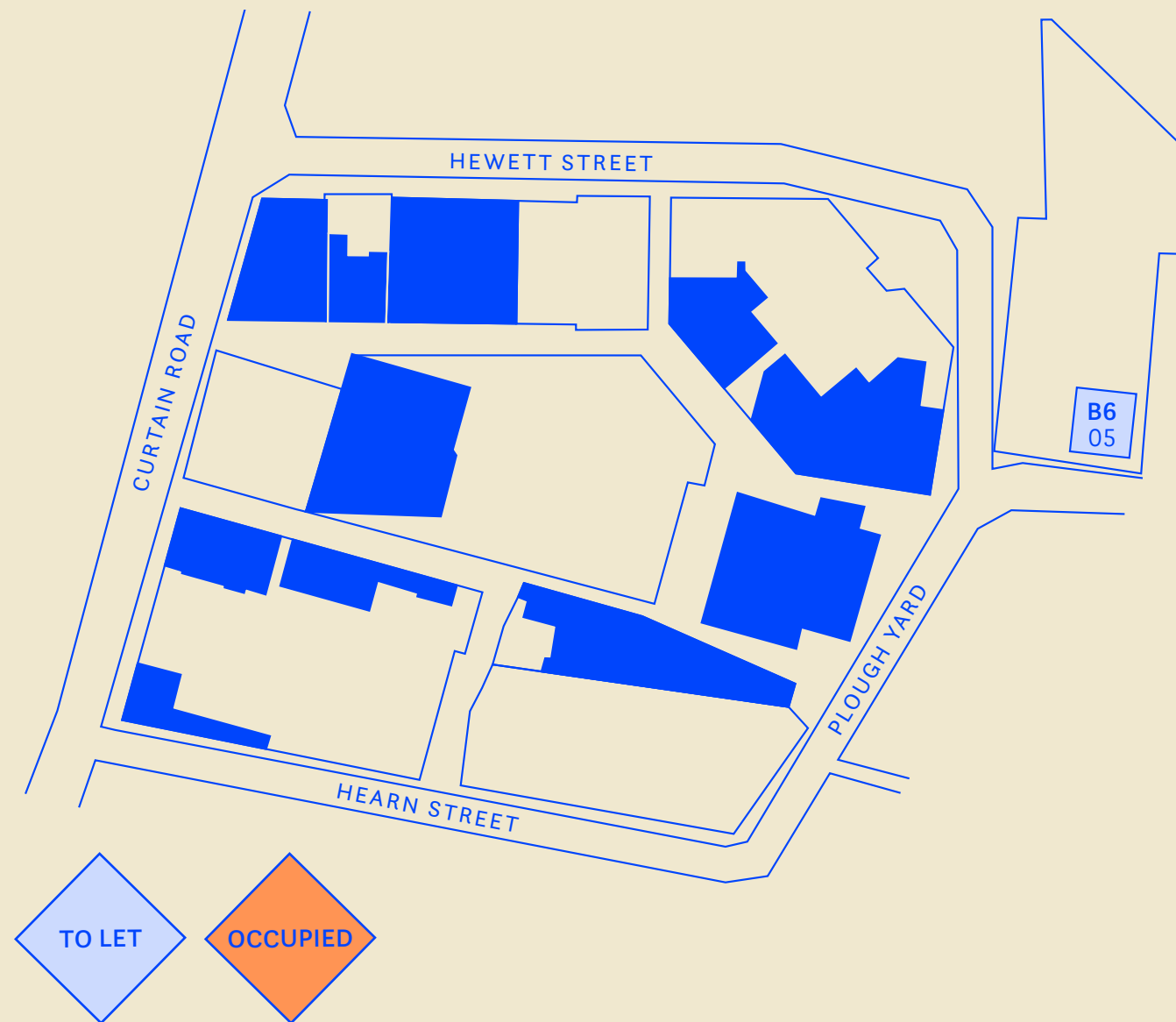


UNIT	LEVEL	SQ FT	OCCUPIER
B6 02	GF	1,452	To Let
B6 03	GF	1,591	To Let
B6 04	GF	1,525	To Let



THE STAGE.

B6 ROOFTOP GARDEN



UNIT	LEVEL	SQ FT	OCCUPIER
B6 05	RT	1,228	To Let



THE STAGE.

B7

MUSEUM OF SHAKESPEARE



UNIT	LEVEL	SQ FT	OCCUPIER
	GF	0	
B7 01	B1	15,166	Bompas & Parr
	B2	0	



CONTACT US



**CUSHMAN &
WAKEFIELD**

Matt Ashman
matt.ashman@cushwake.com
+44 7793 808 495

CFC

Alex Lowry
alex@cfcommercial.co.uk
+44 7801 966 825

Catherine Johnson
catherine@cfcommercial.co.uk
+44 7386 740 192

**THE
STA
GE
EC 2**